


OPERATIONS GUIDE

Grease pumps

SERIE 1056-S4

ESSENTIAL DATES:

- **DESCRIPTION:** MANUAL GREASE PUMP
- **PRESSURE MAX:** 400 BAR
- **TANK CAPACITY:** 454 Gr.
- **PUMPING CAPACITY MAX:** 1.14 Gr.




FLOW REGULATION:




THE CORRECT POSITION OF THE PIN IS LIKE IN THE FIGURE

REPLACEMENT CARTRIDGE:



PLACE IN THE VICE PUMP, LOOSEN THE TANK AND REMOVE CARTRIDGE OUT



INSERT NEW CARTRIDGE WITH THE END 'SEALED FACING UP, CUT AND SCREW

NOTE: IT IS RECOMMENDED TO EVERY REPLACEMENT CLEANING THE TANK AND FLANGE