

Level controllers

SSP... and SI/SSP/NL/1/K/.../Variant 0 I M2 / II 2 G Ex ia I Mb / Ex ia IIB T6 Gb floating switches

These floating switches are designed for mounting from the side or from the top.

To ensure a correct switching, the cable must be fixed at the required height using a stuffing gland, for example, in the case of mounting from the side or using a fixing weight or a mounting pipe, for example, in the case of mounting from the top.

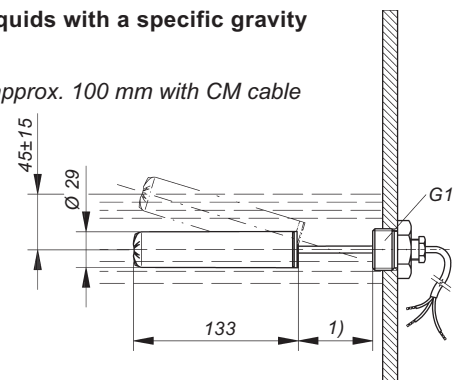
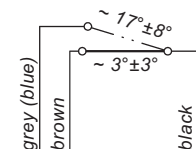
These units are not suitable for use in turbulent liquids (e.g. in stirrer tanks).




Switching action in liquids with a specific gravity of 1 g/cm³

1) approx. 60 mm, but approx. 100 mm with CM cable

Contact switches over at



Technical data	SSP 3/K/... SSP/S3/K/...	SSP 1/K/... SSP/S1/K/...	SI/SSP/NL/1/K/.../ Variant 0  I M2 / II 2 G Ex ia I Mb / Ex ia IIB T6 Gb
Application	for standard applications	for light current applications	for use in intrinsically safe
Switching voltage	between AC/DC 24 V and AC/DC 250 V	between AC/DC 1 V and AC/DC 42 V	circuits in mines susceptible
Switching current	between AC 20 mA and AC 3 (1) A or between DC 20 mA and DC 100 mA	between AC 0.1 mA and AC 100 (50) mA or between DC 0.1 mA and DC 10 mA	to firedamp or in potentially explosive atmospheres zone 1 or 2; EC type examination certificate INERIS 03ATEX0149
Switching capacity	max. 350 VA	max. 4 VA	
Operating principle	ball-operated microswitch, potential-free changeover contact		
Options for safety appl.	—	diodes (variant 1) or resistors (variant 2) on request	
Recommended applicat.	—	via Jola protection relay via Jola Ex protection relay see website under “Protection and alarm relays”	
Float material	PP		
Seal material	FPM; on request: EPDM		
Float protection class	IP68		
Max. immersion depth of the float	max. 10 m head of water at + 20°C		
Connecting cable / application range / temperature range	<ul style="list-style-type: none">• black PVC cable, 3 x 0.75 (for SSP ./K/PVC and SI/SSP/NL/1/K/PVC/...), for use in: water / used water / slightly aggressive liquids / oils without aromatic additives / fuel oil / diesel fuel, specific gravity: $\geq 0.82 \text{ g/cm}^3$, T: + 8°C to + 60°C• grey A05RN-F cable, 3 x 0.75 (for SSP ./K/RN and SI/SSP/NL/1/K/RN/...), for use in: water / used water / slightly aggressive liquids, specific gravity: $\geq 0.82 \text{ g/cm}^3$, T: 0°C to + 60°C• red-brown silicone cable (with low mechanical strength), 3 x 0.75 (for SSP/S./K/SIL and SI/SSP/NL/1/K/SIL/...), for use in: water / certain other liquids, specific gravity $\geq 0.82 \text{ g/cm}^3$, T: 0°C to + 85°C for the types SSP/S./K/SIL, 0°C to + 60°C for the type SI/SSP/NL/1/K/SIL ...• green halogen-free PUR cable, 3 x 0.5 (for SSP/S./K/PUR and SI/SSP/NL/1/K/PUR/...), for use in: water / used water / slightly aggressive liquids / some oils without aromatic additives, specific gravity: $\geq 0.82 \text{ g/cm}^3$, T: 0°C to + 85°C for the types SSP/S./K/PUR and 0°C to + 60°C for the type SI/SSP/NL/1/K/PUR/...• black CM cable, 3 x 0.75 (for SSP/S./K/CM and SI/SSP/NL/1/K/CM/...), for use in: water / certain acids / certain lyes, specific gravity: $\geq 1 \text{ g/cm}^3$, T: 0°C to + 85°C for the types SSP/S./K/CM and 0°C to + 60°C for the type SI/SSP/NL/1/K/CM/...		
Connecting cable length	1 m, other cable lengths on request. When ordering, please always state the desired cable type and cable length.		
Optional extras	stuffing glands (see below) and fixing weights Ø 28 mm x approx. 80 mm made of brass, stainless steel 316 Ti or PP		stuffing glands and fixing weight Ø 28 mm x approx. 82 mm made of PP

Stuffing glands:

G ³ / ₈ , brass	G ¹ / ₂ , brass	} Floating switch mounting only possible from inside the tank
G ¹ / ₂ , PP	G ¹ / ₂ , stainless steel 316 Ti	
G1, PP	G1, stainless steel 316 Ti	} Floating switch mounting possible from outside the tank
G1, brass		



G1, stainless steel



G1, PP